





Classification	Surface of cross-cut area from which flaking has occurred. (Example for six parallel cuts)
5B	None
4B	
3B	
2B	
1B	
0B	Greater than 65%

FIG. 1 Classification of Adhesion Test Results